

**THE GIGRIG.COM**



# ABY BABY V2 MANUAL

TheGigRig **ABY BABY** is a powerful yet compact ABY splitter that offers a buffered or true-bypass A output, and a buffered, isolated, phase reversible B output. You can select the outputs individually or flip/flop between them. It also features our own OptoKick footswitches designed for extreme durability. ABY BABY has been designed to work with anything from standard passive instrument signal levels to higher output line levels.



## ABY BABY

FOOTSWITCH A: Activates output A

FOOTSWITCH B: Activates output B

INPUT: Plug in here

POWER: Uses a standard 9V DC 2.1mm centre negative power supply

OUT A PASSIVE: This is the non-buffered output

OUT A BUFFERED: This is the buffered output

OUT B ISOLATED: Isolated output

FLIP/FLOP: Push (button in) into flip/flop between outputs A and B, disengage (button out) for independent control

OUT B PHASE: Flips the phase on output B

EARTH LIFT: Enables you to lift the earth on output B

## In Operation

Connect standard 9V DC centre negative 2.1mm plug power supply that is capable of delivering at least 150mA.

Connect your signal to the INPUT. Connect your first amp to either the buffered or true bypass A output.

PLEASE NOTE - The A output is your main earth / ground connection so please ensure you plug this in first.

Connect your second amp to the B output. Use the OptoKick footswitches to select the amplifiers you want.

### FLIP/FLOP:

The FLIP/FLOP button gives you the choice of either:

- Standard Operation where the footswitches operate independently (FLIP/FLOP off = blue LEDs). Press footswitch A to turn on output A, press footswitch B to add output B.
- FLIP/FLOP Operation (FLIP/FLOP on = red LEDs). Turning on output B will automatically disengage output A and vice versa.

### PHASE:

Output B features a phase switch. This will reverse the phase on Output B relative to the phase on output 1. With both amps on, toggle the phase switch to see which position has more bottom end and volume. The position that has more bottom end will mean both amplifiers are in phase.

### EARTH LIFT:

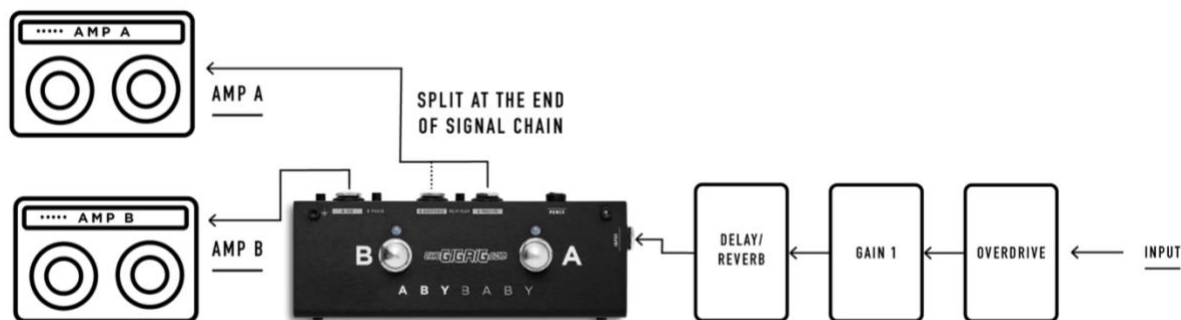
Output B features an earth lift switch. With this button pushed in, your signal earth is connected through output B. With this button depressed (button out), your earth/ground is lifted. This results in isolation between output A and output B. This can help with any earth loop noise you get from connecting two amplifiers together.

PLEASE NOTE: Output B is an exact mirrored image of output A and the phase switch works regardless of the configuration of the earth lift button.

### Set Up Examples

#### STANDARD AMP SWITCHING:

The most common way to set up the ABY BABY is to position it at the very end of your signal chain, enabling you to select which amp you want to use. You can switch between two different sounding amps, or simply bring in the second amp for solos.



#### TPS WET/DRY:

You can use ABY BABY to split the signal path. A great example of this is a TPS WET/DRY setup. The signal is split after the gain stages, the B ISOLATED output is sent to your dry amp, and the A BUFFERED/PASSIVE output is sent to your wet effects (delay, reverb, etc.), and then to your wet effects amp. It's a great way to get faux stereo sounds from what is essentially a dual mono signal path.



There are loads of different ways you can set this up, and the fact that you can reverse the relative phase, lift the earth, and easily select which output you want means that it will work as a signal splitter in any situation.

#### Technical Specifications:

Supply Voltage: 9V DC

Supply Current: Max = 150mA at 9V

Input Signal Levels: +/- V (18V peak headroom)

#### Output A Passive:

Output impedance is the same as source impedance (true bypass)

Frequency response: 5Hz to 100Khz, into 1M Ohm

#### Output A Buffered:

Input impedance 680K Ohm

Low Noise: 3nV/√Hz

Output impedance 100 Ohm

Frequency response: 7Hz to 100Khz, into 1M Ohm

#### Output B Isolated:

Input impedance 680K Ohm

Low Noise: 3nV/√Hz

Output impedance 100 Ohm

Frequency response at guitar levels 5Hz to 100KHz

OptoKick optical footswitches – zero mechanical switching

### Thank You

By buying this GigRig product you are supporting a small team of ridiculously talented engineers, tech advisers, production heroes, admin legends and their families. If you need anything, please contact us through our support page at [thegigrig.com/support](http://thegigrig.com/support) and don't forget to check out our YouTube channel for more info.

### Warranty:



The GigRig warrants the product to be free from defects in material and workmanship for a period of 2 years from the original date of purchase. If the product fails within the warranty period, The GigRig will repair or, at our discretion, replace the product and cover the cost of return shipping to the original purchaser. This warranty covers defects in manufacturing discovered while using this product as recommended by The GigRig. This warranty does not cover loss or theft, nor does the coverage extend to damage caused by misuse, abuse, unauthorized modification, improper storage, lightning, or natural disasters. Damage caused by any of the above circumstances may result in a non-warranty repair fee.

### Legal:

In the case of malfunction, the purchaser's sole recourse shall be repair or replacement, as described in the preceding paragraphs. The GigRig will not be held liable to any party for damages that result from the failure of this product. Damages excluded include, but are not limited to, the following: lost profits, lost savings, damage to other equipment, and incidental or consequential damages arising from the use, or inability to use this product. In no event will The GigRig be liable for more than the amount of the purchase price, not to exceed the current retail price of the product. The GigRig disclaims any other warranties, express or implied. By using the product, the user accepts all terms herein.

### Disposal:

Return the unit to The GigRig Ltd for disposal or use standard disposal for electrical equipment recommended in your country

 Approved. Fully compliant with the **RoHS**  standard.

